

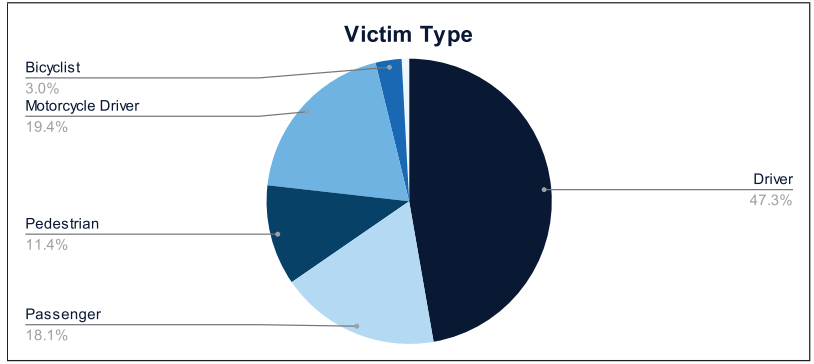


Statewide Fatalities

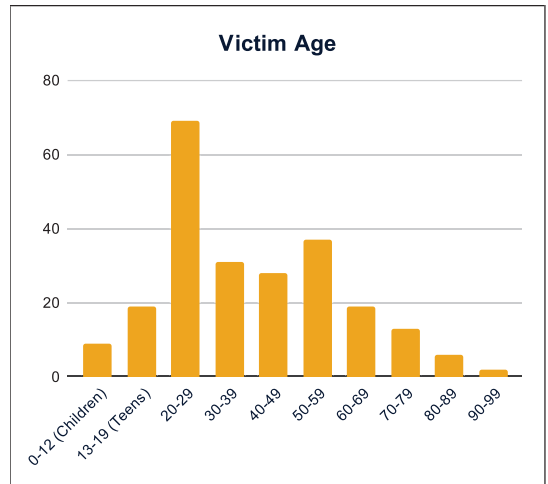
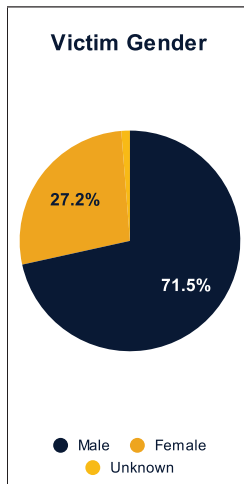
11/12/2024

Crash Details	
Total Fatal Crashes	217
Fatalities	240

Victim Type		
Driver	112	47%
Passenger	43	18%
Pedestrian	27	11%
Motorcycle Driver	46	19%
Motorcycle Passenger	0	0%
Bicyclist	7	3%
Person on Personal Conveyance	2	1%

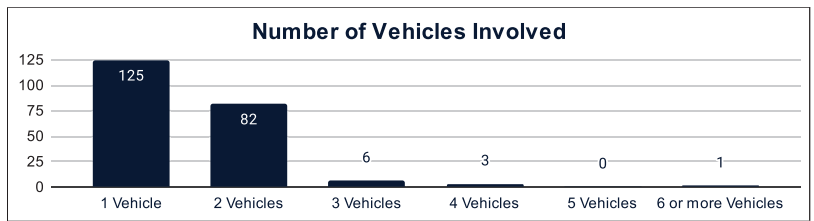


Victim Gender		
Male	171	71%
Female	65	27%
Unknown	3	1%



Victim Age		
0-12 (Children)	9	4%
13-19 (Teens)	19	8%
20-29	69	29%
30-39	31	13%
40-49	28	12%
50-59	37	15%
60-69	19	8%
70-79	13	5%
80-89	6	3%
90-99	2	1%

Number of Vehicles Involved		
1 Vehicle	125	58%
2 Vehicles	82	38%
3 Vehicles	6	3%
4 Vehicles	3	1%
5 Vehicles	0	0%
6 or more Vehicles	1	0%



Safety Equipment		
	Seat Belt Use	Helmet Use
Yes/Correct	49	16
Yes/Not Correct	6	1
Yes/Unknown	2	1
No	53	28
Unknown	19	2
Not Applicable	85	174
Not Known Yet	26	18

Contributing Circumstances		
Failed to Yield Right-of-Way	28	12%
Disregarded Traffic Signs/Signals	6	3%
Followed too Closely	5	2%
Improper Stopping	0	0%
Improper Passing	1	0%
Improper Turn	2	1%
Improper Lane Usage	4	2%
Aggressive/Reckless Driving	20	8%
Wrong-Way Driving	7	3%
Distracted Driving	4	2%
Drowsy Driving	4	2%
Over-Correcting	10	4%
Suspected DUI	19	8%
Hit & Run	1	0%

Speed		
Yes	84	35%
No	95	40%
Unknown	10	4%
Not Known Yet	45	19%

These numbers are preliminary and could change at anytime. The information in this report is based off the data available at the time the report was created. For any questions, please contact the Traffic Records Supervisor at the Utah Highway Safety Office.