

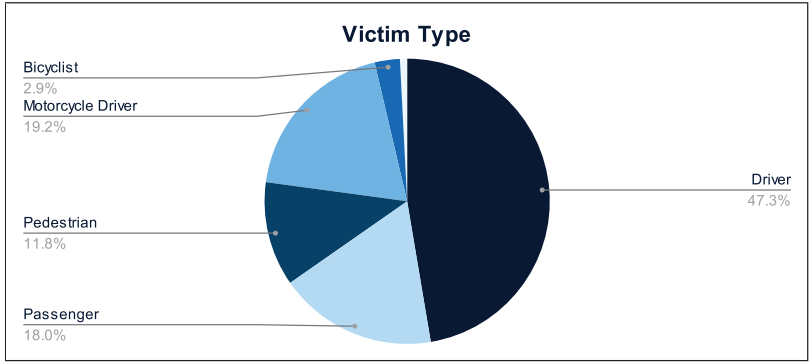


Statewide Fatalities

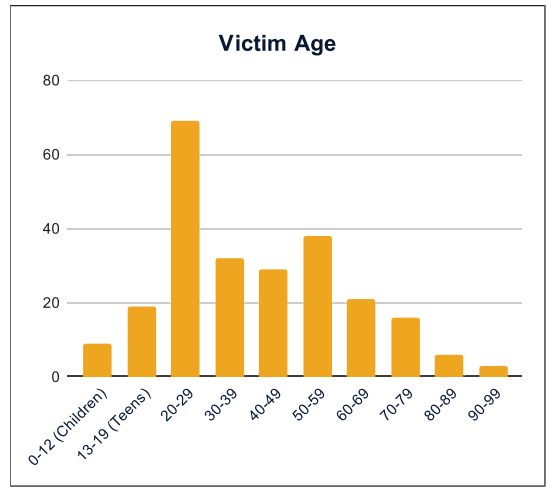
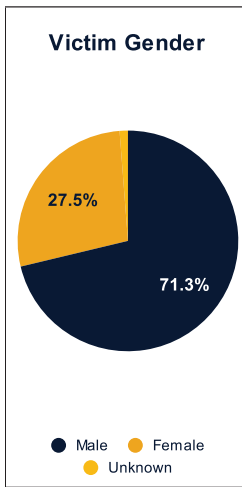
11/18/2024

Crash Details	
Total Fatal Crashes	225
Fatalities	248

Victim Type		
Driver	116	47%
Passenger	44	18%
Pedestrian	29	12%
Motorcycle Driver	47	19%
Motorcycle Passenger	0	0%
Bicyclist	7	3%
Person on Personal Conveyance	2	1%

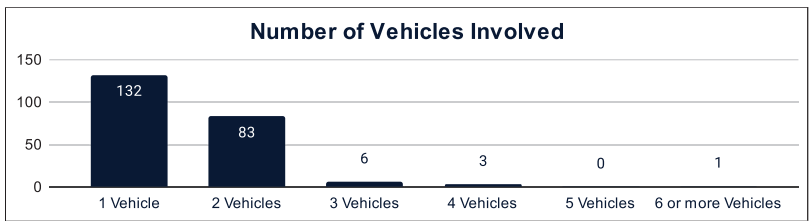


Victim Gender		
Male	176	71%
Female	68	27%
Unknown	3	1%



Victim Age		
0-12 (Children)	9	4%
13-19 (Teens)	19	8%
20-29	69	28%
30-39	32	13%
40-49	29	12%
50-59	38	15%
60-69	21	8%
70-79	16	6%
80-89	6	2%
90-99	3	1%

Number of Vehicles Involved		
1 Vehicle	132	59%
2 Vehicles	83	37%
3 Vehicles	6	3%
4 Vehicles	3	1%
5 Vehicles	0	0%
6 or more Vehicles	1	0%



Safety Equipment		
	Seat Belt Use	Helmet Use
Yes/Correct	51	16
Yes/Not Correct	7	2
Yes/Unknown	2	1
No	53	29
Unknown	20	2
Not Applicable	90	179
Not Known Yet	25	19

Contributing Circumstances		
Failed to Yield Right-of-Way	28	11%
Disregarded Traffic Signs/Signals	6	2%
Followed too Closely	5	2%
Improper Stopping	0	0%
Improper Passing	1	0%
Improper Turn	2	1%
Improper Lane Usage	4	2%
Aggressive/Reckless Driving	20	8%
Wrong-Way Driving	7	3%
Distracted Driving	4	2%
Drowsy Driving	4	2%
Over-Correcting	12	5%
Suspected DUI	19	8%
Hit & Run	1	0%

Speed		
Yes	86	35%
No	98	40%
Unknown	12	5%
Not Known Yet	46	19%

These numbers are preliminary and could change at anytime. The information in this report is based off the data available at the time the report was created. For any questions, please contact the Traffic Records Supervisor at the Utah Highway Safety Office.