

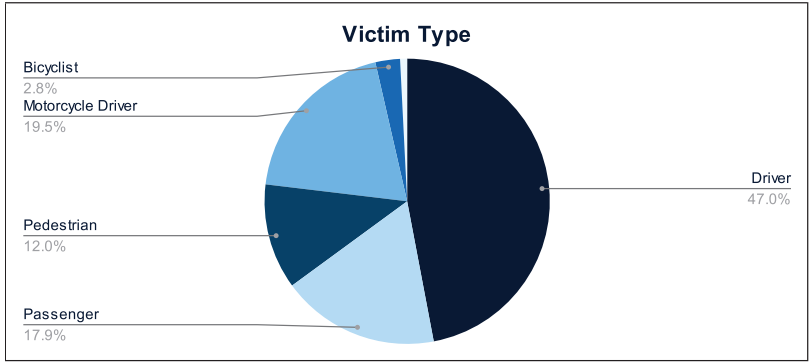


# Statewide Fatalities

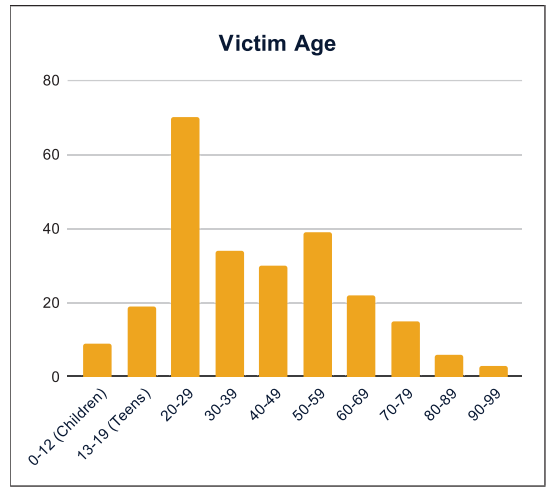
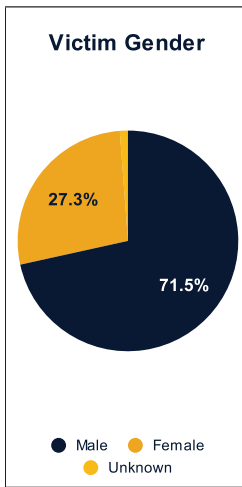
11/25/2024

Crash Details	
Total Fatal Crashes	231
Fatalities	254

Victim Type		
Driver	118	46%
Passenger	45	18%
Pedestrian	30	12%
Motorcycle Driver	49	19%
Motorcycle Passenger	0	0%
Bicyclist	7	3%
Person on Personal Conveyance	2	1%

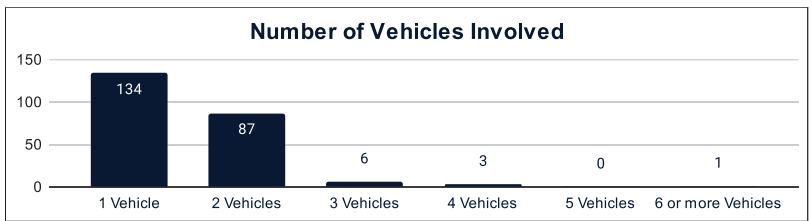


Victim Gender		
Male	181	71%
Female	69	27%
Unknown	3	1%



Victim Age		
0-12 (Children)	9	4%
13-19 (Teens)	19	7%
20-29	70	28%
30-39	34	13%
40-49	30	12%
50-59	39	15%
60-69	22	9%
70-79	15	6%
80-89	6	2%
90-99	3	1%

Number of Vehicles Involved		
1 Vehicle	134	58%
2 Vehicles	87	38%
3 Vehicles	6	3%
4 Vehicles	3	1%
5 Vehicles	0	0%
6 or more Vehicles	1	0%



Safety Equipment		
	Seat Belt Use	Helmet Use
Yes/Correct	51	16
Yes/Not Correct	7	2
Yes/Unknown	2	1
No	55	29
Unknown	20	2
Not Applicable	92	183
Not Known Yet	27	21

Contributing Circumstances		
Failed to Yield Right-of-Way	29	11%
Disregarded Traffic Signs/Signals	6	2%
Followed too Closely	5	2%
Improper Stopping	0	0%
Improper Passing	1	0%
Improper Turn	2	1%
Improper Lane Usage	4	2%
Aggressive/Reckless Driving	21	8%
Wrong-Way Driving	7	3%
Distracted Driving	4	2%
Drowsy Driving	4	2%
Over-Correcting	12	5%
Suspected DUI	19	7%
Hit & Run	1	0%

Speed		
Yes	88	35%
No	98	39%
Unknown	12	5%
Not Known Yet	50	20%

These numbers are preliminary and could change at anytime. The information in this report is based off the data available at the time the report was created. For any questions, please contact the Traffic Records Supervisor at the Utah Highway Safety Office.