

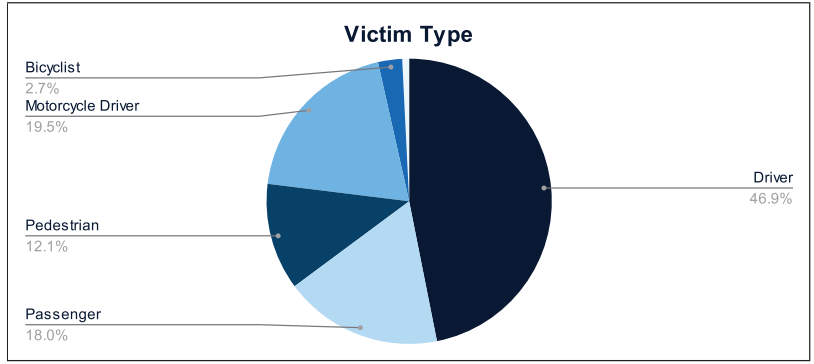


# Statewide Fatalities

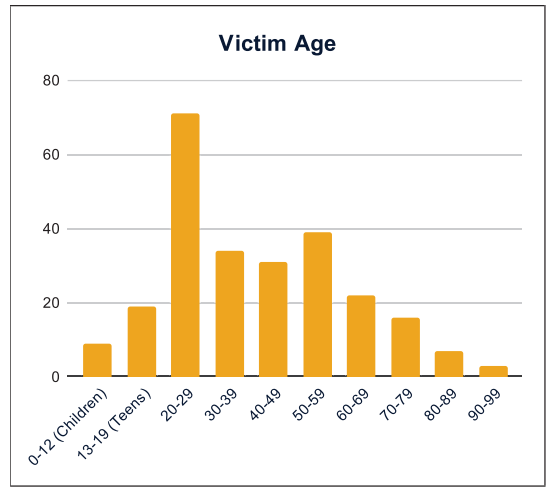
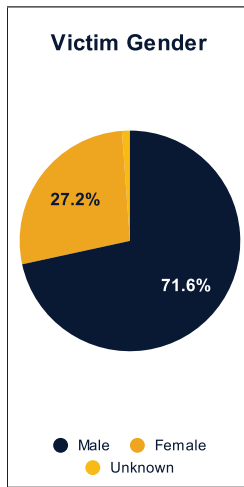
12/02/2024

Crash Details	
Total Fatal Crashes	236
Fatalities	259

Victim Type		
Driver	120	46%
Passenger	46	18%
Pedestrian	31	12%
Motorcycle Driver	50	19%
Motorcycle Passenger	0	0%
Bicyclist	7	3%
Person on Personal Conveyance	2	1%

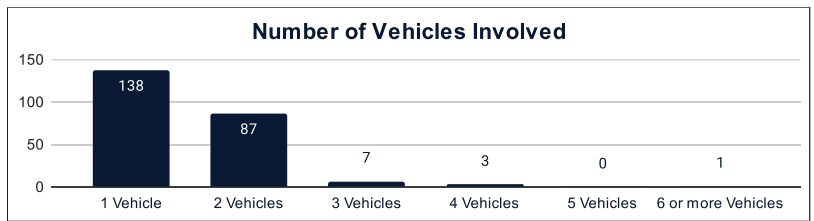


Victim Gender		
Male	184	71%
Female	70	27%
Unknown	3	1%



Victim Age		
0-12 (Children)	9	3%
13-19 (Teens)	19	7%
20-29	71	27%
30-39	34	13%
40-49	31	12%
50-59	39	15%
60-69	22	8%
70-79	16	6%
80-89	7	3%
90-99	3	1%

Number of Vehicles Involved		
1 Vehicle	138	58%
2 Vehicles	87	37%
3 Vehicles	7	3%
4 Vehicles	3	1%
5 Vehicles	0	0%
6 or more Vehicles	1	0%



Safety Equipment		
	Seat Belt Use	Helmet Use
Yes/Correct	52	17
Yes/Not Correct	7	2
Yes/Unknown	2	1
No	57	29
Unknown	20	2
Not Applicable	95	188
Not Known Yet	26	20

Contributing Circumstances		
Failed to Yield Right-of-Way	31	12%
Disregarded Traffic Signs/Signals	6	2%
Followed too Closely	5	2%
Improper Stopping	0	0%
Improper Passing	1	0%
Improper Turn	2	1%
Improper Lane Usage	4	2%
Aggressive/Reckless Driving	22	8%
Wrong-Way Driving	7	3%
Distracted Driving	4	2%
Drowsy Driving	5	2%
Over-Correcting	12	5%
Suspected DUI	19	7%
Hit & Run	1	0%

Speed		
Yes	90	35%
No	100	39%
Unknown	14	5%
Not Known Yet	49	19%

These numbers are preliminary and could change at anytime. The information in this report is based off the data available at the time the report was created. For any questions, please contact the Traffic Records Supervisor at the Utah Highway Safety Office.