

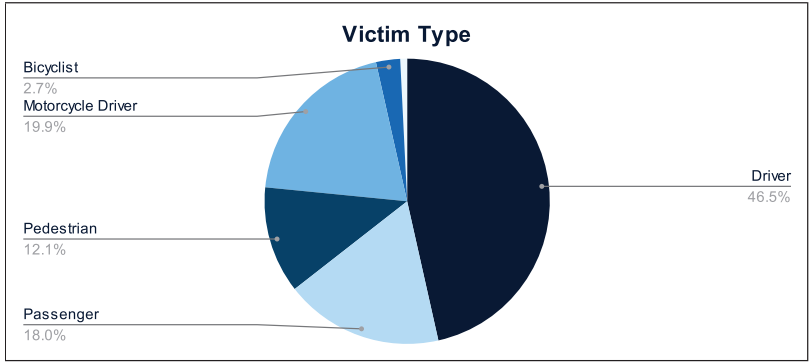


# Statewide Fatalities

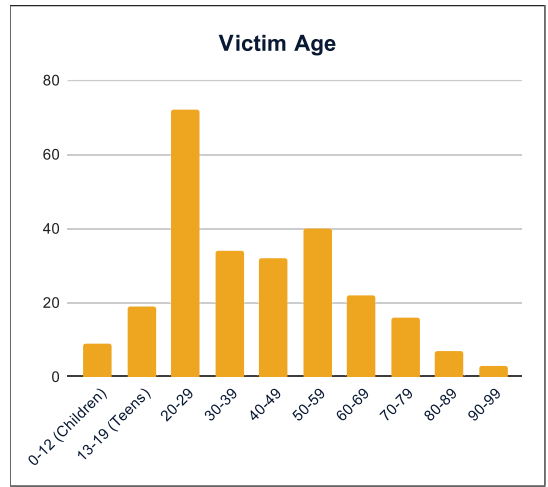
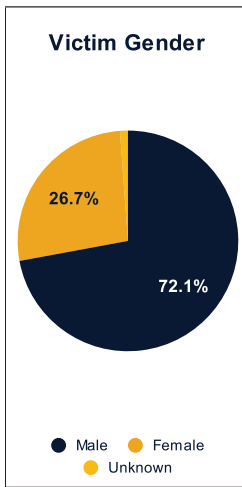
12/09/2024

Crash Details	
Total Fatal Crashes	238
Fatalities	261

Victim Type		
Driver	119	46%
Passenger	46	18%
Pedestrian	31	12%
Motorcycle Driver	51	20%
Motorcycle Passenger	0	0%
Bicyclist	7	3%
Person on Personal Conveyance	2	1%

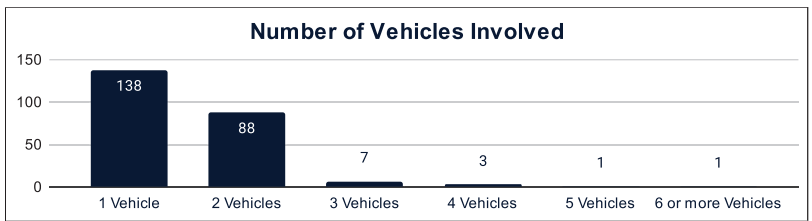


Victim Gender		
Male	186	71%
Female	69	26%
Unknown	3	1%



Victim Age		
0-12 (Children)	9	3%
13-19 (Teens)	19	7%
20-29	72	28%
30-39	34	13%
40-49	32	12%
50-59	40	15%
60-69	22	8%
70-79	16	6%
80-89	7	3%
90-99	3	1%

Number of Vehicles Involved		
1 Vehicle	138	58%
2 Vehicles	88	37%
3 Vehicles	7	3%
4 Vehicles	3	1%
5 Vehicles	1	0%
6 or more Vehicles	1	0%



Safety Equipment		
	Seat Belt Use	Helmet Use
Yes/Correct	53	17
Yes/Not Correct	7	2
Yes/Unknown	2	1
No	58	29
Unknown	20	2
Not Applicable	96	187
Not Known Yet	25	23

Contributing Circumstances		
Failed to Yield Right-of-Way	31	12%
Disregarded Traffic Signs/Signals	6	2%
Followed too Closely	5	2%
Improper Stopping	0	0%
Improper Passing	1	0%
Improper Turn	2	1%
Improper Lane Usage	4	2%
Aggressive/Reckless Driving	22	8%
Wrong-Way Driving	7	3%
Distracted Driving	4	2%
Drowsy Driving	5	2%
Over-Correcting	12	5%
Suspected DUI	19	7%
Hit & Run	1	0%

Speed		
Yes	90	34%
No	100	38%
Unknown	14	5%
Not Known Yet	51	20%

*These numbers are preliminary and could change at anytime. The information in this report is based off the data available at the time the report was created. For any questions, please contact the Traffic Records Supervisor at the Utah Highway Safety Office.*