

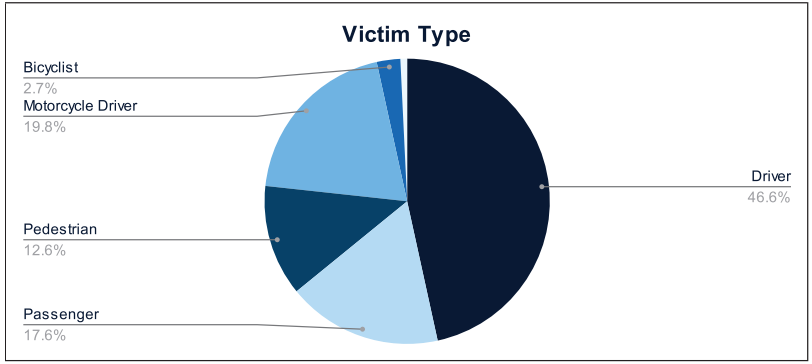


Statewide Fatalities

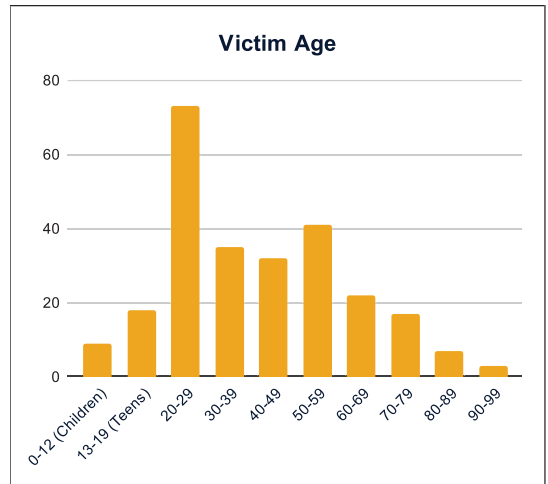
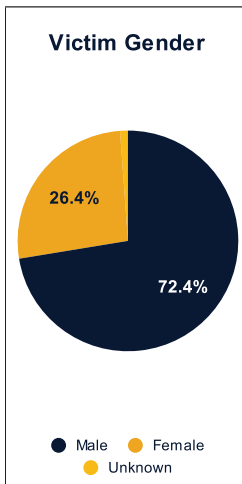
12/16/2024

Crash Details	
Total Fatal Crashes	244
Fatalities	267

Victim Type		
Driver	122	46%
Passenger	46	17%
Pedestrian	33	12%
Motorcycle Driver	52	19%
Motorcycle Passenger	0	0%
Bicyclist	7	3%
Person on Personal Conveyance	2	1%

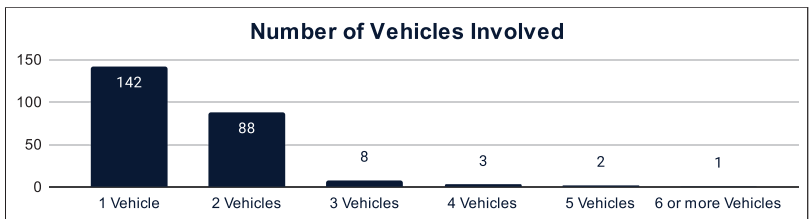


Victim Gender		
Male	189	71%
Female	69	26%
Unknown	3	1%



Victim Age		
0-12 (Children)	9	3%
13-19 (Teens)	18	7%
20-29	73	27%
30-39	35	13%
40-49	32	12%
50-59	41	15%
60-69	22	8%
70-79	17	6%
80-89	7	3%
90-99	3	1%

Number of Vehicles Involved		
1 Vehicle	142	58%
2 Vehicles	88	36%
3 Vehicles	8	3%
4 Vehicles	3	1%
5 Vehicles	2	1%
6 or more Vehicles	1	0%



Safety Equipment		
	Seat Belt Use	Helmet Use
Yes/Correct	53	17
Yes/Not Correct	8	2
Yes/Unknown	2	1
No	58	30
Unknown	20	2
Not Applicable	97	190
Not Known Yet	29	25

Contributing Circumstances		
Failed to Yield Right-of-Way	32	12%
Disregarded Traffic Signs/Signals	6	2%
Followed too Closely	5	2%
Improper Stopping	0	0%
Improper Passing	1	0%
Improper Turn	2	1%
Improper Lane Usage	4	1%
Aggressive/Reckless Driving	22	8%
Wrong-Way Driving	7	3%
Distracted Driving	4	1%
Drowsy Driving	5	2%
Over-Correcting	12	4%
Suspected DUI	19	7%
Hit & Run	1	0%

Speed		
Yes	91	34%
No	100	37%
Unknown	14	5%
Not Known Yet	56	21%

These numbers are preliminary and could change at anytime. The information in this report is based off the data available at the time the report was created. For any questions, please contact the Traffic Records Supervisor at the Utah Highway Safety Office.