

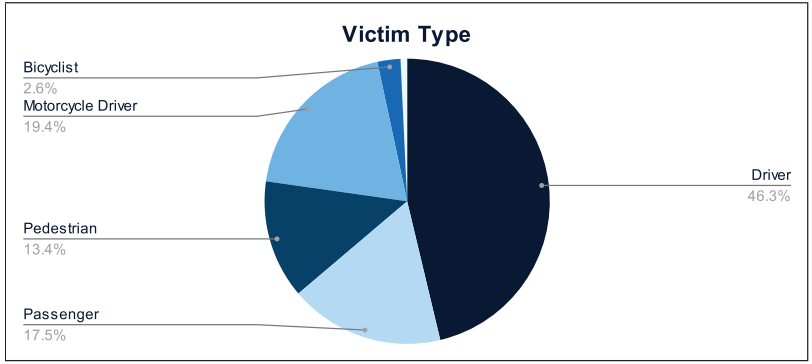


Statewide Fatalities

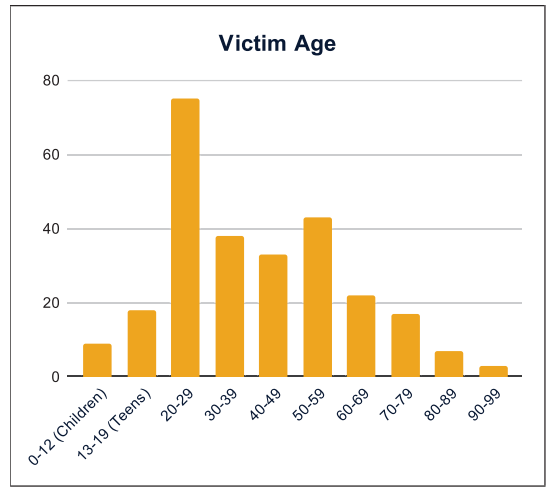
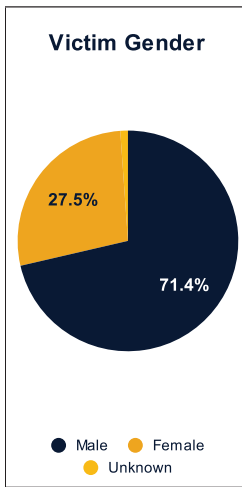
12/23/2024

Crash Details	
Total Fatal Crashes	250
Fatalities	273

Victim Type		
Driver	124	45%
Passenger	47	17%
Pedestrian	36	13%
Motorcycle Driver	52	19%
Motorcycle Passenger	0	0%
Bicyclist	7	3%
Person on Personal Conveyance	2	1%

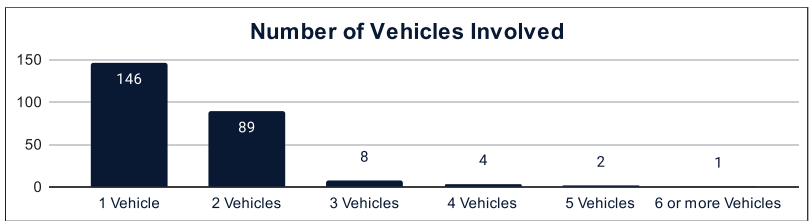


Victim Gender		
Male	192	70%
Female	74	27%
Unknown	3	1%



Victim Age		
0-12 (Children)	9	3%
13-19 (Teens)	18	7%
20-29	75	27%
30-39	38	14%
40-49	33	12%
50-59	43	16%
60-69	22	8%
70-79	17	6%
80-89	7	3%
90-99	3	1%

Number of Vehicles Involved		
1 Vehicle	146	58%
2 Vehicles	89	36%
3 Vehicles	8	3%
4 Vehicles	4	2%
5 Vehicles	2	1%
6 or more Vehicles	1	0%



Safety Equipment		
	Seat Belt Use	Helmet Use
Yes/Correct	55	21
Yes/Not Correct	9	2
Yes/Unknown	2	3
No	60	34
Unknown	25	2
Not Applicable	102	197
Not Known Yet	20	14

Contributing Circumstances		
Failed to Yield Right-of-Way	46	17%
Disregarded Traffic Signs/Signals	6	2%
Followed too Closely	5	2%
Improper Stopping	0	0%
Improper Passing	2	1%
Improper Turn	2	1%
Improper Lane Usage	4	1%
Aggressive/Reckless Driving	23	8%
Wrong-Way Driving	7	3%
Distracted Driving	5	2%
Drowsy Driving	7	3%
Over-Correcting	14	5%
Suspected DUI	19	7%
Hit & Run	2	1%

Speed		
Yes	100	37%
No	119	44%
Unknown	19	7%
Not Known Yet	34	12%

These numbers are preliminary and could change at anytime. The information in this report is based off the data available at the time the report was created. For any questions, please contact the Traffic Records Supervisor at the Utah Highway Safety Office.