

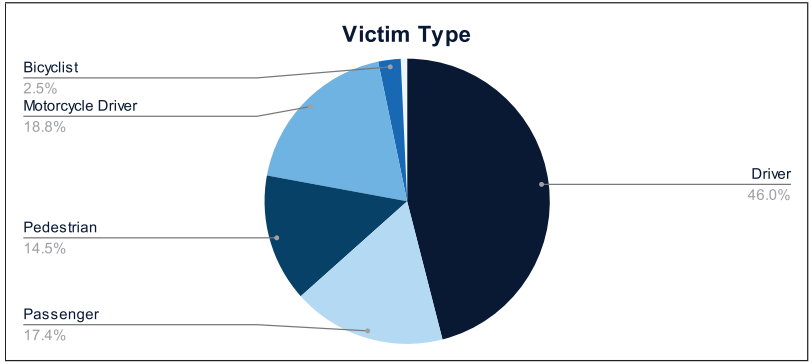


Statewide Fatalities

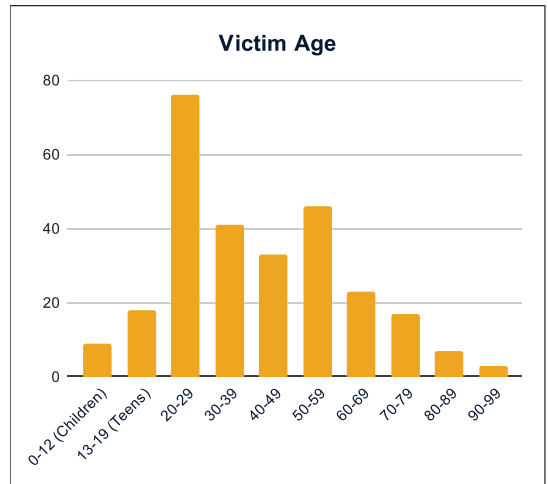
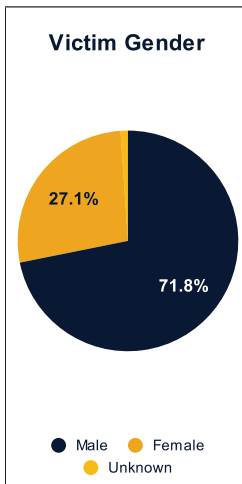
12/30/2024

Crash Details	
Total Fatal Crashes	256
Fatalities	280

Victim Type		
Driver	127	45%
Passenger	48	17%
Pedestrian	40	14%
Motorcycle Driver	52	19%
Motorcycle Passenger	0	0%
Bicyclist	7	3%
Person on Personal Conveyance	2	1%

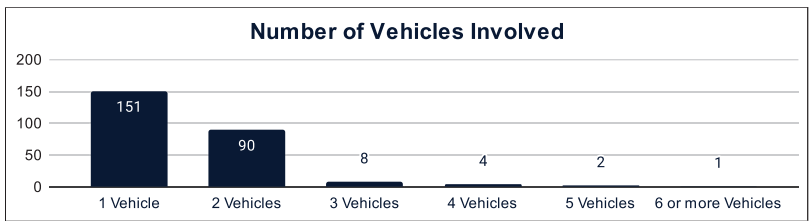


Victim Gender		
Male	199	71%
Female	75	27%
Unknown	3	1%



Victim Age		
0-12 (Children)	9	3%
13-19 (Teens)	18	6%
20-29	76	27%
30-39	41	15%
40-49	33	12%
50-59	46	16%
60-69	23	8%
70-79	17	6%
80-89	7	3%
90-99	3	1%

Number of Vehicles Involved		
1 Vehicle	151	59%
2 Vehicles	90	35%
3 Vehicles	8	3%
4 Vehicles	4	2%
5 Vehicles	2	1%
6 or more Vehicles	1	0%



	Safety Equipment	
	Seat Belt Use	Helmet Use
Yes/Correct	58	21
Yes/Not Correct	10	2
Yes/Unknown	2	3
No	61	34
Unknown	25	2
Not Applicable	107	205
Not Known Yet	17	13

Contributing Circumstances		
Failed to Yield Right-of-Way	47	17%
Disregarded Traffic Signs/Signals	6	2%
Followed too Closely	5	2%
Improper Stopping	0	0%
Improper Passing	2	1%
Improper Turn	2	1%
Improper Lane Usage	4	1%
Aggressive/Reckless Driving	23	8%
Wrong-Way Driving	7	3%
Distracted Driving	5	2%
Drowsy Driving	7	3%
Over-Correcting	14	5%
Suspected DUI	20	7%
Hit & Run	2	1%

Speed		
Yes	100	36%
No	124	44%
Unknown	19	7%
Not Known Yet	36	13%

These numbers are preliminary and could change at anytime. The information in this report is based off the data available at the time the report was created. For any questions, please contact the Traffic Records Supervisor at the Utah Highway Safety Office.